

# Fidelity Funds – Pacific Fund 富達基金 – 太平洋基金

30 April 2018 年4月30日



Lipper Fund Awards Hong Kong 2017,  
Equity Asia Pacific - 5 years\*  
理柏香港基金年獎 2017, 最佳基金5年獎 - 亞太區股票



Lipper Fund Awards Hong Kong 2016,  
Equity Asia Pacific - 3 years\*  
理柏香港基金年獎 2016, 最佳基金3年獎 - 亞太區股票



Morningstar Rating™  
晨星星號評級



Lipper Fund Awards Hong Kong 2016,  
Equity Asia Pacific - 5 years\*  
理柏香港基金年獎 2016, 最佳基金5年獎 - 亞太區股票



Lipper Fund Awards  
Hong Kong 2015,  
Equity Asia Pacific - 3 years\*  
理柏香港基金年獎 2015, 最佳基金3年獎 - 亞太區股票



Morningstar Fund Award (Hong Kong) 2014,  
Best Asia-Pacific Equity Fund\*  
Morningstar (香港) 最佳基金獎 2014, 亞太區股票

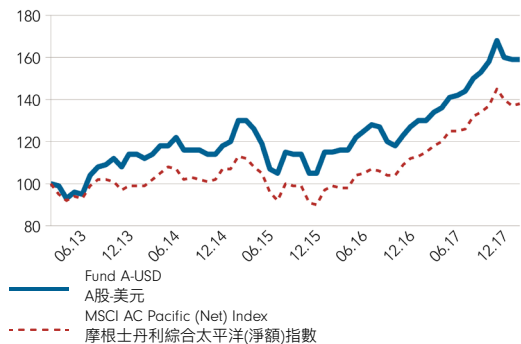
- This fund invests primarily in equity securities in the Asia Pacific region, primarily including, but not limited to, Japan, Australia, China, Hong Kong, India, Indonesia, Korea, Malaysia, New Zealand, Philippines, Singapore, Taiwan and Thailand.
- The fund is subject to investment, equities, emerging markets, foreign currency and RMB currency risk. The fund may invest in equity linked notes which may subject to the default risk of the structurer of the note. The fund may invest in China A shares directly through the Qualified Foreign Institutional Investor ("QFII") scheme and may incur losses due to limited investment opportunities, illiquidity of the China A shares market, and/or delay or disruption in execution of trades or in settlement of trades. The fund may invest in certain eligible China A Shares via the Shanghai-HK Stock Connect which may be subject to quota limitations and regulatory risk.
- This fund can invest in derivative instruments which may involve additional risks. (For example, leverage may cause greater volatility).
- Investors may suffer substantial loss of their investments in the fund. Investor should not invest in the fund solely based on the information provided in this document and should read the prospectus (including potential risks involved) for details.

- 本基金主要投資於亞太區股票組合，主要包括但不限於日本、澳洲、中國、香港、印度、印尼、韓國、馬來西亞、新西蘭、菲律賓、新加坡、台灣及泰國等國家的股票證券。
- 基金可能涉及投資、股票、新興市場、外幣及人民幣貨幣風險。基金可投資於股票掛鈎票據，須承受建構票據的一方的違約風險。基金可透過合格境外機構投資者 ("QFII") 計劃直接投資於中國A股，並可能因投資機會有限而引致虧損。中國A股市場欠流通，及/或交易執行或交易結算延遲或中斷。基金可透過滬港通投資於若干合資格的中國A股，可能須面對額度限制及監管風險。
- 本基金可投資於可能包含額外風險的衍生工具 (例如槓桿效應可能導致波動擴大)。
- 您在本基金的投資有可能大幅虧損。投資者應該參閱此等基金之認購章程內的資料 (包括潛在風險)，而不應只根據這文件內的資料而作出投資。

## Fund Details 基金資料

Fund Manager 基金經理	Dale Nicholls
Reference Currency 報價貨幣	USD 美元
Fund Size 基金資產值	US\$2,661m (百萬美元)
Max. Sales Charge 最高認購費	5.25%
Annual Management Fee 每年管理費	1.50%
Min. Subscription 最低認購金額	USD2,500 or HKD eqv 2,500美元或港元等值
Total No. of Positions 總持股數	219
Fidelity Fund Code 富達基金代號	1049

## Fund Performance (rebased to 100) 基金表現 (指數化為100)



## Investment Objective 投資目標

The fund invests principally in an actively managed portfolio of equities in the Asia Pacific region. The Asia Pacific region comprises countries including, but not limited to, Japan, Australia, China, Hong Kong, India, Indonesia, Korea, Malaysia, New Zealand, Philippines, Singapore, Taiwan and Thailand. The fund may invest its net assets directly in China A and B Shares.

本基金首要投資於積極管理的亞太區股票組合。亞太區包括但不限於日本、澳洲、中國、香港、印度、印尼、韓國、馬來西亞、新西蘭、菲律賓、新加坡、台灣及泰國等國家。基金可把其淨資產直接投資於中國A股及B股。

## Cumulative Performance 累積表現 (%)

	YTD 年初至今	3 mth 3 個月	6 mth 6 個月	1 yr 1 年	3 yr 3 年	5 yr 5 年	Since Launch 自推出以來
A-USD A股-美元	0.2	-5.5	6.0	21.7	21.9	58.6	295.5
A-ACC-EUR A股-累積 歐元	-0.2	-2.7	2.3	9.8	12.8	72.9	123.4
A-ACC-AUD (H) A股-累積 澳元(對沖)	0.2	-4.0	4.8	20.7	21.0	-	48.3
A-USD (H) A股-美元(對沖)	0.3	-4.0	4.8	20.5	-	-	15.5
Index 指數	1.0	-4.7	4.8	20.1	21.9	38.0	147.8

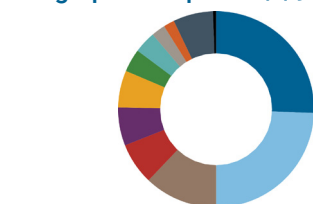
Source: Fidelity, NAV-NAV basis, in respective currencies with dividends re-invested. Index performance (if any) is calculated in the currency of the first share class listed in the table.

資料來源：富達，以資產淨值及各自貨幣計算，並假設股息盈利再作投資。指數表現 (如有) 以表內列示第一項股份類別之貨幣計算。

## Top 10 Positions 十大持股 (%)

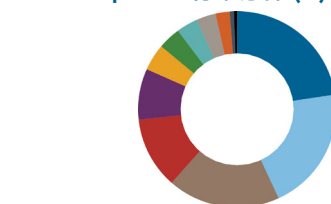
Company 公司	Sector 行業	Fund 基金	Index 指數
TENCENT HLDGS LTD	Information Technology 資訊科技	3.5	3.2
ALIBABA GROUP HOLDING LTD	Information Technology 資訊科技	2.5	2.3
SOFTBANK GROUP CORP	Telecommunication Services 電訊服務	2.2	0.7
UNIVERSAL ENTERTAINMENT CORP	Consumer Discretionary 非必需消費品	1.9	0.0
CHINA PAC INS GROUP CO LTD	Financials 金融	1.7	0.1
ORIX CORP	Financials 金融	1.6	0.3
HUTCHISON CHINA MEDITECH LTD	Health Care 健康護理	1.4	0.0
AIA GROUP LTD	Financials 金融	1.3	1.2
KOH YOUNG TECHNOLOGY INC	Information Technology 資訊科技	1.2	0.0
CLINUVEL PHARMACEUTICALS LTD	Health Care 健康護理	1.0	0.0

## Geographical Exposure 國家分佈 (%)



Country 國家	Fund 基金	Index 指數
China 中國	25.6	18.7
Japan 日本	24.4	40.7
Australia 澳洲	12.1	10.8
Hong Kong 香港	6.9	5.7
Taiwan 台灣	6.3	6.9
Korea (South) 南韓	6.1	9.5
India 印度	3.8	0.0
Indonesia 印尼	3.6	1.2
Philippines 菲律賓	2.3	0.6
Vietnam 越南	1.8	0.0
Other Countries 其他國家	6.6	6.0
Cash* 現金	0.5	

## Sector Exposure 行業分佈 (%)



Sector 行業	Fund 基金	Index 指數
Information Technology 資訊科技	22.6	21.0
Consumer Discretionary 非必需消費品	20.5	12.6
Financials 金融	18.4	20.9
Industrials 工業	11.8	12.5
Health Care 健康護理	8.4	5.1
Consumer Staples 主要消費品	4.4	6.1
Materials 物料	3.7	6.5
Telecommunication Services 電訊服務	3.5	4.2
Energy 能源	3.2	2.8
Real Estate 房地產	2.3	5.7
Utilities 公用事業	0.7	2.5
Cash* 現金	0.5	

Certain unclassified items (such as non-equity investments and index futures/options) are excluded. \*Cash refers to any residual cash exposure that is not invested in shares or via derivatives.

部分未能分類的項目 (如非股票投資及指數期貨/期權) 未有包括在內。\*現金指任何未被投資於股票或未透過衍生工具投資的剩餘現金部分。

# Fidelity Funds – Pacific Fund 富達基金 – 太平洋基金

30 April 2018 年4月30日

## Measures † 衡量指標

	Fund 基金	Index 指數
Annualised Volatility (3 years) 年度化波幅(3年)%	14.24	13.17
Beta (3 years) 貝他係數(3年)	1.03	-
Sharpe Ratio (3 years) 夏普比率(3年)	0.44	0.48
Price / earnings ratio (x) 市盈率 (倍)	23.0	14.3
Price / book ratio (x) 市賬率 (倍)	1.9	1.5
Active Money 主動投資比率(%)	87.8	-

## Index 指數

Market Index: MSCI AC Pacific (Net) Index

摩根士丹利綜合太平洋(淨額)指數

Index is for comparative purpose only.

指數只用作為比較用途。

## Share Class Details & Codes 股份類別資料及代碼

Share Class 股份類別	Launch Date 推出日期	NAV 單位資產淨值	Bloomberg Ticker 彭博代碼	ISIN 基金代碼
A-USD A股-美元	10.01.94	39.18	FIDLPI LX	LU0049112450
A-ACC-EUR A股-累積-歐元	02.06.08	22.34	FFPACIA LX	LU0368678339
A-ACC-AUD (H) A股-累積-澳元(對沖)	09.04.14	14.83	FFPAAAH LX	LU1046420557
A-USD (H) A股-美元(對沖)	03.06.15	11.55	FFPAUHX LX	LU1235295612

A: distributing share class. A-ACC: accumulating share class. A-ACC(H): accumulating hedged share class. A(H): distributing hedged share class.

A股: 派息股份類別。A股-累積: 累積股份類別。A股-累積(對沖): 累積(對沖)股份類別。A股(對沖): 派息(對沖)股份類別。

## Calendar Year Performance 曆年表現 (%)

	2013	2014	2015	2016	2017
A-USD A股-美元	31.4	1.9	-0.1	4.0	33.9
A-ACC-EUR A股-累積-歐元	25.7	16.0	11.4	7.0	17.6
A-ACC-AUD (H) A股-累積-澳元(對沖)	-	-	3.1	4.0	29.0
A-USD (H) A股-美元(對沖)	-	-	-	3.0	28.3
Index 指數	12.7	-0.9	-1.8	5.2	31.4

Source: Fidelity, NAV-NAV basis, in respective currencies with dividends re-invested. Index performance (if any) is calculated in the currency of the first share class listed in the table.

資料來源: 富達, 以資產淨值及各自貨幣計算, 並假設股息盈利再作投資。指數表現 (如有) 以表內列示第一項股份類別之貨幣計算。

Annual report  
年度報告



Semi-annual report  
半年度報告



Prospectus  
認購章程



Product Key Facts  
產品資料概要



A position combines all equity investments (including derivatives) linked to an issuing company. Derivatives are included on an exposure basis so they reflect the equivalent underlying shares needed to generate the same return. Geographic and sector breakdown tables are calculated using the positions methodology. Active Money: This is the sum of the fund's overweight positions (including effective cash) when compared to the market index. 倉位指包括與發行公司相關的一切股權投資 (包括衍生工具)。衍生工具已按風險基準包括在內, 故其反映可產生相同回報所需的等額相關股份。國家分佈及行業分佈為根據此倉位方法計算。主動投資比率: 用以量度基金組合相對指數持重之持倉 (包括現金) 總和。

(†) Morningstar, Inc. All Rights Reserved. Morningstar Rating™ as of 30/04/2018 (if applicable). Morningstar 版權所有, 晨星號評級數據截至30/04/2018 (如適用)。 (‡) Volatility measures are not calculated for funds which are less than 3 years old. 成立不足三年的基金之波幅不會被計算。 # Awards (if applicable) reflect fund performance of the previous calendar year. 獎項 (如適用) 反映基金截至上年度表現。

This material is issued by FIL Investment Management (Hong Kong) Limited and it has not been reviewed by the Securities and Futures Commission ("SFC"). Investors are reminded of concentration risks and volatility associated with sector funds. Investment involves risks. Past performance is not indicative of future performance. Please refer to the Fidelity Prospectus for Hong Kong Investors for further details (including the risk factors). If investment returns are not denominated in HKD or USD, US/HK dollar-based investors will be exposed to exchange rate fluctuations. Fidelity, Fidelity International, the Fidelity International logo and F symbol are trademarks of FIL Limited.

本文件由富達基金(香港)有限公司發行。本文件未經證券及期貨事務監察委員會審核。投資者應注意行業投資所帶來的風險。投資涉及風險。基金過去的表现並不表示將來亦會有類似的業績, 詳情請細閱富達香港投資者認購章程(包括風險因素)。若投資收益並非以港元或美元計算, 以美元/港元作出投資的投資者需承受匯率波動的風險。「富達」、Fidelity、Fidelity International、Fidelity International 標誌及F標誌均為FIL Limited的商標。