

Fidelity Funds – Global Multi Asset Income Fund

富達基金 – 環球多元收益基金

30 June 2018 年6月30日

- This fund invests in global fixed income securities and global equities.
- The fund is subject to investment, equities, foreign currency risks, the risks of investing in emerging markets and investing in loans, Real Estate Investment Trusts risks and real estate securities risks. Although the fund will generally invest in income-producing securities, it is not guaranteed that all underlying investments will generate income and higher yields generally mean that there will be (a) reduced potential for capital appreciation for equity securities; and (b) increased potential for capital appreciation and/or depreciation for fixed income securities. This fund may invest in bonds or debt securities which may be subject to credit, liquidity, counterparty and market risks. The fund will invest in investment grade debt securities, which may be subject to ratings downgrades by the rating agencies that may affect the net asset value of the fund. The fund will also invest in non-investment grade bonds and unrated securities which may be subject to greater credit and liquidity risks, and may be more volatile than higher rated securities.
- This fund can invest in derivative instruments which may involve additional risks (For example, leverage may cause greater volatility).
- Dividend of certain share classes, at the Board's discretion, may be 1) paid out of gross income, i.e. the fund may pay dividend effectively out of capital; or 2) paid directly out of capital where the net income generated by the fund is insufficient to pay a distribution as declared (For MCDIST share class, payment will be made out of capital). This will represent a return or withdrawal of part of the amount they originally invested or from any capital gains attributable to the original investment. This may result in an immediate decrease in the fund's NAV per share.
- Investors may suffer substantial loss of their investments in the fund and should not invest in the fund solely based on the information provided in this document and should read the prospectus (including potential risks involved) for details.

- 本基金主要投資於環球定息證券及環球股票。
- 基金可能涉及投資、股票、外幣、投資於新興市場、投資於貸款、房地產投資信託基金及房地產證券風險。雖然基金一般將投資於收益性證券，但不保證所有相關投資均能締造收益，及收益較高一般意味著(a)股票證券的資本增值潛力將減少，及(b)定息證券的資本增值及/或貶值潛力將增加。本基金可投資於債券或債務證券，須承受信貸、流動性、對手及市場風險。本基金可投資於投資級別債務證券，此等債券可能會被評級機構調低評級而影響基金的資產淨值。本基金亦可投資於非投資級別債券及未獲評級證券，此等債券的信貸及流動性風險可能較高，及波幅可能較高評級證券為高。
- 本基金可投資於可能包含額外風險的衍生工具(例如槓桿效應可能導致波動擴大)。
- 若干股份類別的股息在董事會酌情決定下可能1)從總收益中撥付，即基金可能實際上從資本中作出股息分派；或2)直接從資本中撥付，因基金產生的淨收益不足以支付所宣派的股息(對於C每月派息股份類別，股息收益將從資本中分派)。這代表投資者獲付還或提取原有投資本金的部份金額，或從原有投資應佔的任何資本收益中獲付還或提取金額。該等分派可能導致基金的每股資產淨值即時減少。
- 您在本基金的投資有可能大幅虧損。投資者應該參閱此等基金之認購章程內的資料(包括潛在風險)，而不應只根據這文件內的資料而作出投資。

Fund Details 基金資料

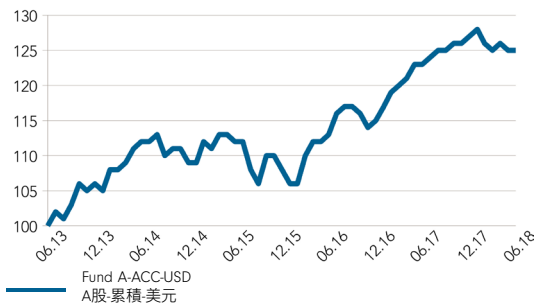
Fund Manager 基金經理	Eugene Philalithis Chris Forgan George Efstathopoulos
Reference Currency 報價貨幣	USD 美元
Fund Size 基金資產值	US\$7,848m (百萬元)
Max. Sales Charge 最高認購費	5.25%
Annual Management Fee 每年管理費	1.25%
Min. Subscription 最低認購金額	USD2,500 or HKD eqv 2,500美元或港元等值
Fidelity Fund Code 富達基金代號	1489

Investment Objective 投資目標

The fund aims to provide income and moderate capital growth over the medium to longer term by investing in global fixed income securities and global equities. The fund will actively allocate to, and within, different asset classes and geographies based on their potential to generate income and capital growth within the portfolio. The main asset classes in which the fund will invest include global investment grade bonds, global high yield bonds, emerging market bonds and global equities. The fund may also tactically invest up to 50% of its assets in global government bonds. It may also have an exposure of up to 30% of its assets to each of the following asset classes, infrastructure securities and real estate investment trusts (REITs). The fund may also invest in UCITS and UCIs. (Please refer to the offering document for the details of Portfolio Information)

基金旨在透過投資於環球定息證券及環球股票，以提供收益及溫和的中至長線資本增長。基金將主動投資於不同的資產類別和地區，並根據有關資產類別及地區可為投資組合締造收益及資本增長的潛力，作出資產分配。基金投資的主要資產類別將包括環球投資級別債券、環球高收益債券、新興市場債券及環球股票。基金亦可戰術性地把最多50%的資產投資於環球政府債券，並可將最多30%的資產投資於下列任何一個資產類別：基建證券及房地產投資信託基金。基金亦可投資於UCITS及UCI。(關於投資組合詳情請參閱基金章程)

Fund Performance (rebased to 100) 基金表現 (指數化為100)



Cumulative Performance 累積表現 (%)

	YTD 年初至今	3 mth 3 個月	6 mth 6 個月	1 yr 1 年	3 yr 3 年	5 yr 5 年	Since Launch 自推出以來
A-ACC-USD A股-累積美元	-1.7	-0.5	-1.7	1.6	11.8	24.7	21.8
A-MINCOME(G)-USD A股-每月特色派息(G)-美元	-1.7	-0.5	-1.7	1.6	11.9	24.7	21.8
A-MINCOME(G)-HKD A股-每月特色派息(G)-港元	-1.3	-0.5	-1.3	2.1	13.3	26.2	23.1
A-MINCOME(G)-AUD (H) A股-每月特色派息(G)-澳元(對沖)	-1.3	0.4	-1.3	1.3	13.8	-	26.2
A-HMDIST(G)-AUD (H) A股-H每月派息(G)-澳元(對沖)	-1.3	0.4	-1.3	1.3	14.7	-	23.7

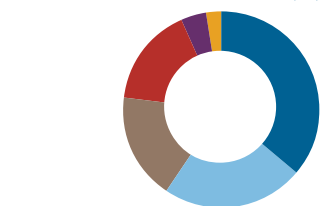
Source: Fidelity, NAV-NAV basis, in respective currencies with dividends re-invested. Index performance (if any) is calculated in the currency of the first share class listed in the table.
資料來源：富達，以資產淨值及各自貨幣計算，並假設股息盈利再作投資。指數表現(如有)以表內列示第一項股份類別之貨幣計算。

Fund performance (A-MINCOME(G)-USD) from launch date 27.03.13 to the launch year end was 3.9%.
由2013年3月27日推出日至該年年底的基金成績(A股-每月特色派息(G)-美元)為3.9%。

Top 10 Positions 十大持股 (%)

Company 公司	Fund 基金
UST NOTES 2.875% 05/15/2028	1.4
LONG GILT FUTURE SEP18 G U8	1.2
UST NOTES 2.75% 05/31/2023	1.0
ROYAL DUTCH SHELL PLC	1.0
UST NOTES 2.25% 10/31/2024	0.9
HICL INFRASTRUCTURE CO LTD	0.9
NB GLOBAL FLOAT RT INCM FD LTD	0.8
DIAGEO PLC	0.8
WOLTERS KLUWER NV	0.8
SANOFI	0.8

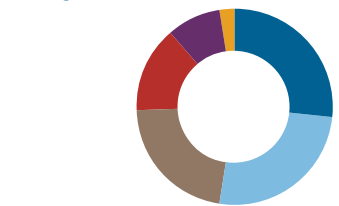
Asset Allocation 資產分配 (%)



Fund 基金	Country 國家
Equities 股票	33.6
High Yield Bonds 高收益債券	19.0
Emerging Markets Bonds 新興市場債券	16.1
Investment Grade Bonds 投資級別債券	15.5
Infrastructure Securities 基建證券	3.6
Loans 貸款	2.1

"Cash" and "Other" are excluded.
現金及其他未有包括在內。

Geographical Exposure 國家分佈 (%)



Fund 基金	Country 國家
North America 北美洲	22.1
Europe (ex UK) 歐洲(英國除外)	21.1
Asia ex Japan 亞洲(日本除外)	18.1
United Kingdom 英國	11.6
Emerging Markets (ex Asia) 新興市場(亞洲除外)	7.3
Japan 日本	1.9

Measures † 衡量指標

	Fund 基金	Index 指數
Annualised Volatility (3 years) 年度化波幅(3年)%	5.19	-
Sharpe Ratio (3 years) 夏普比率(3年)	0.61	-

Share Class Details & Codes 股份類別資料及代碼

Share Class 股份類別	Launch Date 推出日期	NAV 單位資產淨值	Bloomberg Ticker 彭博代碼	ISIN 基金代碼
A-ACC-USD A股-累積-美元	27.03.13	12.18	FIGMAAU LX	LU0905233846
A-MINCOME(G)-USD A股-每月特色派息(G)-美元	27.03.13	9.43	FIGMAMU LX	LU0905234141
A-MINCOME(G)-HKD A股-每月特色派息(G)-港元	27.03.13	9.54	FIGMAMH LX	LU0905234497
A-MINCOME(G)-AUD (H) A股-每月特色派息(G)-澳元(對沖)	28.10.13	10.17	FIGMAMA LX	LU0982800228
A-HMDIST(G)-AUD (H) A股-H每月派息(G)-澳元(對沖)	09.04.14	9.76	FGAHMDH LX	LU1046420987
A-ACC-HKD A股-累積-港元	27.03.13	12.30	FIGMAAH LX	LU0905234067

A-ACC: accumulating share class. A-MINCOME(G): monthly gross income share class. A-HMDIST(G)(H): monthly distributing gross income hedged share class. A-MINCOME(G)(H): monthly gross income hedged share class. Distribution amount not guaranteed.

A股-累積: 累積股份類別。A股-每月特色派息(G): 每月總收益特色派息股份類別。A股-H每月派息(G)(對沖): 每月總收益派息(對沖)股份類別。A-每月特色派息(G)(對沖): 每月總收益特色派息(對沖)股份類別。派息金額並不獲保證。

Calendar Year Performance 曆年表現 (%)

	2013	2014	2015	2016	2017
A-ACC-USD A股-累積-美元	-	2.8	-1.3	6.7	10.1
A-MINCOME(G)-USD A股-每月特色派息(G)-美元	-	2.8	-1.3	6.7	10.2
A-MINCOME(G)-HKD A股-每月特色派息(G)-港元	-	2.8	-1.4	6.7	11.0
A-MINCOME(G)-AUD (H) A股-每月特色派息(G)-澳元(對沖)	-	6.6	1.7	8.3	7.8
A-HMDIST(G)-AUD (H) A股-H每月派息(G)-澳元(對沖)	-	-	2.1	8.6	8.0

Source: Fidelity, NAV-NAV basis, in respective currencies with dividends re-invested. Index performance (if any) is calculated in the currency of the first share class listed in the table.

資料來源: 富達, 以資產淨值及各自貨幣計算, 並假設股息盈利再作投資。指數表現(如有)以表內列示第一項股份類別之貨幣計算。

Fund performance (A-MINCOME(G)-USD) from launch date 27.03.13 to the launch year end was 3.9%. 由2013年3月27日推出日至該年年底的基金成績(A股-每月特色派息(G)-美元)為3.9%。

Dividend 派息

Share Class 股份類別	Dividend per Unit 每單位派息	Annualised distributions# 年度化分派率 (%)	Ex-Dividend Date 除息日
A-ACC-USD A股-累積-美元	-	-	-
A-MINCOME(G)-USD A股-每月特色派息(G)-美元	0.0332	4.28	01.06.18
A-MINCOME(G)-HKD A股-每月特色派息(G)-港元	0.0332	4.24	01.06.18
A-MINCOME(G)-AUD (H) A股-每月特色派息(G)-澳元(對沖)	0.0408	4.91	01.06.18
A-HMDIST(G)-AUD (H) A股-H每月派息(G)-澳元(對沖)	0.0359	4.49	01.06.18

(#) Annualised distributions = [(1+dividend per share/ex-dividend NAV)^distribution frequency]-1. Annualised distributions are for indicative purpose only, which may be higher or lower than the actual annual dividend distributions. Dividend rate of the fund does not represent the return of the fund, and past dividend rate does not represent future dividend rate. Distribution amount is not guaranteed. Please see www.fidelity.com.hk for full details of dividend information of all applicable share classes. 年度化分派率 = [(1+每股股息/除息日資產淨值)^每年派息次數]-1。年度化分派率僅供說明用途, 其可能高於或低過實際全年股息分派率。基金的股息率並不代表基金的回報, 過去的股息率亦不代表將來的股息率。派息金額並不獲保證。請瀏覽 www.fidelity.com.hk 參閱所有相關股份類別的派息資料。

Annual report
年度報告



Semi-annual report
半年度報告



Prospectus
認購章程



Product Key Facts
產品資料概要



For A-HMDIST(G)(hedged) share class, dividend distributions may include a premium when the interest rate of the hedged currency is higher than the fund's reference currency interest rate and may be discounted when the interest rate of the hedged currency is lower than the fund's reference currency interest rate. The Board expects to recommend distribution of substantially the whole gross investment income, and may determine the extent dividends may be paid out of realised and unrealised capital gains as well as capital. 就A股-H每月派息(G)(對沖)股份類別而言, 股息分派可能計入因對沖貨幣的利率高於基金報價貨幣利率而產生的溢價, 以及因對沖貨幣利率低於基金報價貨幣的利率而出現的折讓。董事會預期將就幾乎所有的總投資收益建議派發股息, 並可能釐定從已變現及未變現資本收益以至資本中撥付的股息水平。

(†) Morningstar, Inc. All Rights Reserved. Morningstar Rating™ as of 30/06/2018 (if applicable). Morningstar 版權所有, 晨星號評級數據截至30/06/2018 (如適用)。 (‡) Volatility measures are not calculated for funds which are less than 3 years old. 成立不足三年的基金之波幅不會被計算。 # Awards (if applicable) reflect fund performance of the previous calendar year. 獎項 (如適用) 反映基金截至上年度表現。

This material is issued by FIL Investment Management (Hong Kong) Limited and it has not been reviewed by the Securities and Futures Commission ("SFC"). Investors are reminded of concentration risks and volatility associated with sector funds. Investment involves risks. Past performance is not indicative of future performance. Please refer to the Fidelity Prospectus for Hong Kong Investors for further details (including the risk factors). If investment returns are not denominated in HKD or USD, US/HK dollar-based investors will be exposed to exchange rate fluctuations. Fidelity, Fidelity International, the Fidelity International logo and F symbol are trademarks of FIL Limited. 本文件由富達基金(香港)有限公司發行。本文件未經證券及期貨事務監察委員會審核。投資者應注意行業投資所帶來的風險。投資涉及風險。基金過去的表現並不表示將來亦會有類似的業績, 詳情請細閱富達香港投資者認購章程(包括風險因素)。若投資收益並非以港元或美元計算, 以美元/港元作出投資的投資者需承受匯率波動的風險。「富達」、Fidelity、Fidelity International、Fidelity International 標誌及F標誌均為FIL Limited的商標。